

Shenandoah ES

Media Center Collection Development Plan
2023-24

Desiree Houghton
Principal

Amy Dannemiller
Certified Educational Media Specialist

Table of Contents

Table of Contents	2
Executive Summary	3
District Strategic Plan 2025	3
School Collection Development Plan	3
School Assessment Analysis	4
Collection Analysis	5
Collection Analysis by Category	6
Notes	6
Representation Analysis	7
Results	7
Strategic Focus	8
Budget and Purchasing Plan	9
Annual Budget 2023-2024	9
Purchasing Plan 2023-2024	9
Year-to-Year Collection Change	10

Executive Summary

District Strategic Plan 2025

Orange County Public Schools is the eighth-largest school district in the United States and the fourth largest in Florida. The district serves more than 206,000 students at 202 schools and is one of the largest employers in Central Florida with more than 25,000 team members.

Vision: To ensure every student has a promising and successful future.

Mission: With the support of families and the community, we create enriching and diverse pathways to lead our students to success.

School Collection Development Plan

Shenandoah ES serves 416 students enrolled in grades Kindergarten through fifth. The student population's ethnicity is made of 62% Hispanic and 38% Non-Hispanic students. Additionally, we serve a diverse population made up of 84% White, 9% Black, 0% Native, 1% Asian, 0% Pacific, and 5% Multicultural students.

The administration includes Principal Desiree Houghton and Assistant Principal Angela Houle. Shenandoah ES is proud to offer the many special programs which provide students with opportunities. These include Sunshine State Young Readers Award, Battle of the Books Club, News Crew, Safety Patrols, Garden Club, Gifted Program, Chess Club, Tech and Typing Club.

A thorough analysis of the current media center collection at Shenandoah ES indicates that the average age of the collection is 2004 and the number of books per student is 22. The [American Association for School Libraries](#) has established a criteria for highly effective media centers that includes a ratio of 15-20 books available per student in the collection.

At this time, Shenandoah ES does not meet the recommended standards for the number of books per student.

The analysis of the collection also revealed the following areas of strengths and concerns:

- Based on the reading scores, more books should be purchased on lower reading levels.
- Based on the Hispanic population more books should be purchased in different languages
-
-
-
-
-
-

School Assessment Analysis

The school analysis provides an overview of the school's assessment data for the previous two school years.

Proficiency Data							
Assessment	2021-22	Assessment	2022-23	Assessment	2021-22	Assessment	2022-23
		Star Early Literacy Proficiency	46%				
		Star Reading Proficiency	49%			Star Math Proficiency	53%
FSA ELA Grade 3	59%	FAST ELA Proficiency Grade 3	41%	FSA Math Grade 3	67%	FAST Math Proficiency Grade 3	42%
FSA ELA Grade 4	52%	FAST ELA Proficiency Grade 4	44%	FSA Math Grade 4	57%	FAST Math Proficiency Grade 4	46%
FSA ELA Grade 5	57%	FAST ELA Proficiency Grade 5	41%	FSA Math Grade 5	60%	FAST Math Proficiency Grade 5	40%
NGSSS Sci 5 EOC	52%	NGSSS Sci 5 EOC	46%				

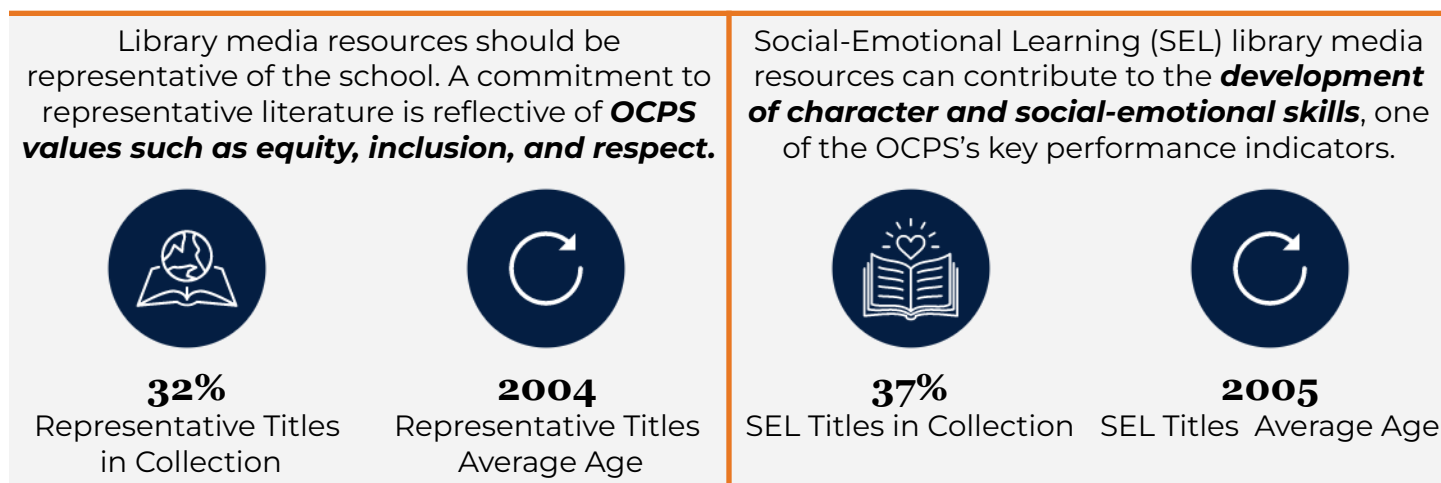

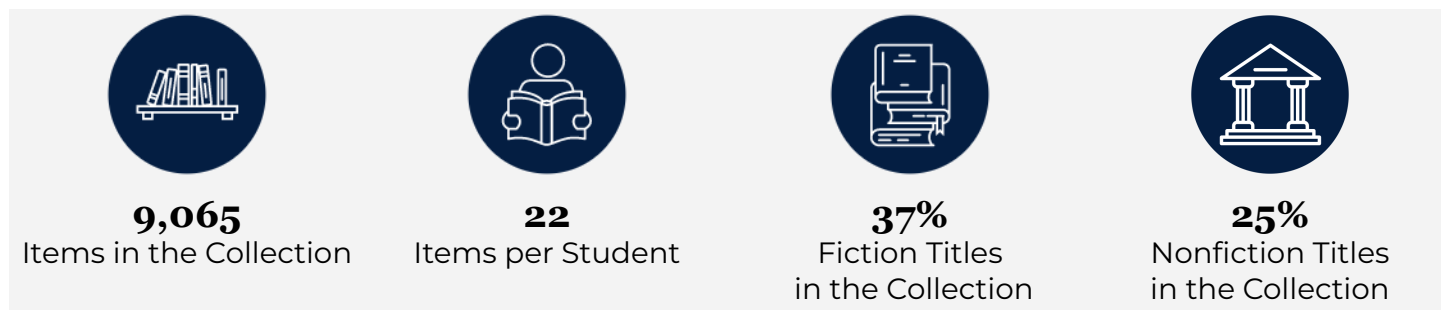
Comparison between 2021-22 and 2022-23 Testing Data

(adapted from <https://www.fldoe.org/accountability/assessments/k-12-student-assessment/results/2023.stml>)

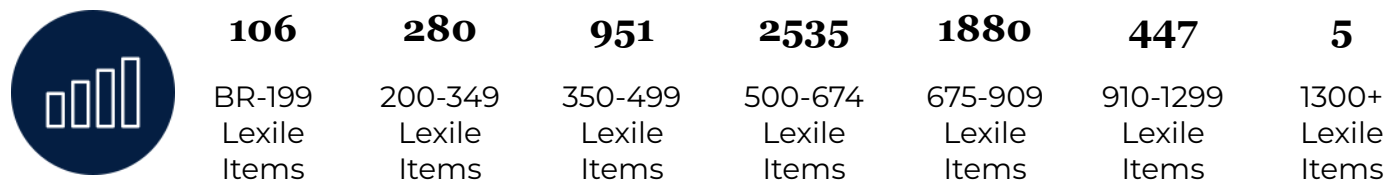
In 2023, the state transitioned from Florida Standards Assessments (FSA) to Florida Assessment of Student Thinking (FAST) for English Language Arts (ELA) and Mathematics. The 2022-23 for FAST and Benchmarks for Excellent Student Thinking (B.E.S.T.) End-of-Course (EOC) assessments are based on **provisional** achievement level cuts that are linked to each assessment's respective 2021-22 reporting scale. Comparisons should not be made between the 2023 data and previous years' data. The implementation of FAST K-2 in the 2022-23 school year was the first administration of statewide assessments for students in grades K-2. These assessments include Star Early Literacy Proficiency, Star Reading Proficiency, and Star Math Proficiency.

Collection Analysis

The collection is developed for and influenced by students, their interests, academic needs and alignment to the curriculum. The data below is a snapshot of the collection based on a Titlewise Analysis from July 2023. Purchasing or weeding after that time is not reflected in this data.



Library media resources are distributed across the **Lexile reading level ranges** noted below.



Collection Analysis by Category

The information collected in this section provides a detailed look at the current library collection by classification and genre. The information was gathered from Follett Destiny, the library management system, and Titlewave, the vendor's ordering and analysis tool.

Section	# of Titles	Average Age
Computer Science, Information & General Works	27	2012
Philosophy & Psychology	27	2009
Religion	11	1997
Social Sciences	342	2003
Language	146	2003
Science	532	2005
Technology	380	2005
Arts & Recreation	262	2007
Literature	134	2001
History & Geography	382	2003
Biography	267	2004
Easy	2,498	2000
General Fiction	3,338	2005
Graphic Novels		

Notes

- The average publication date of 2004 is acceptable but needs to be improved.
- This collection is in need of more popular fiction, graphic novels and non-fiction books like cookbooks, cars and animals that interest students.
-
-
-

Representation Analysis

Enrollment & Demographic Data					
416 2023-24 Student Enrollment as of September 7, 2023	Subgroups		Federal Ethnicity		
	23% ELL	22% ESE	62% Hispanic	38% Non-Hispanic	
Federal Race Category					
84% White	9% Black	0% Native	1% Asian	0% Pacific	5% Multicultural

To deepen focus on strategic collection development, specific sections of the collection were analyzed in detail to determine whether the media center collection reflects and represents various points of view and experiences. The goal is to provide a balanced collection that can be both a mirror, to reflect a reader's experience, and a window, so readers can experience different viewpoints.

Results

Based on the available school data of Shenandoah ES in comparison to Collection Analysis results, it was found that:

Student Representation	% of Students	Total # of Titles	Total % of Titles	Avg. Age of Titles
Hispanic	62%	107	1%	2013
Black	9%	347	4%	2005

Strategic Focus

This page lists the priorities for selection and weeding for each school year and includes the action, updates, and outcomes. This is subject to change due to funding and time constraints.

School Year	Strategic Focus
2023-2024	<p>Selection Priorities</p> <ul style="list-style-type: none"> • Purchase of new books will focus on Latin/Hispanic students and their heritage • Purchases of new series based on student interest • Purchases of Sunshine State books for 2024-2025
	<p>Weeding Priorities</p> <ul style="list-style-type: none"> • Weeding will focus on OCPS Clean-up Project • Weeding will focus on outdated content • Weeding will focus on the Non-Fiction section •
2024-2025	<p>Selection Priorities</p> <ul style="list-style-type: none"> • Purchases of new books will focus on Hispanic students and Hispanic heritage. • Purchases of new books will focus on lower level books for students learning a new language • Purchases of Sunshine State books for 2025-2026
	<p>Weeding Priorities</p> <ul style="list-style-type: none"> • Weeding will focus on the OCPS Catalog Project as well as aged titles in fiction and/or nonfiction. • The year of the collection due to neglected weeding of old copyright book sets and the reference shelf. When weeding is completed, the average age of the collection will greatly improve. • Weeding will focus on books no longer with student interest

Budget and Purchasing Plan

This page outlines the current budget available and specifically lists the priorities for this school year (2023-2024).

Annual Budget 2023-2024

State Funds	
<i>Source</i>	<i>Amount</i>
State (1001111000)	\$9,961.39
Internal Accounts	
<i>Source</i>	<i>Amount</i>
Book Fair Profits	\$500
Scholastic Bucks	\$3,000
Library Fines	\$100
Grants or Donations	0
TOTAL	

Purchasing Plan 2023-2024

Approximate Purchasing Plan	
<i>Purpose</i>	<i>Amount</i>
2023-2024 Sunshine State Books	\$3,000
Hispanic/Latin Books	\$3,000
Interests of Students	\$3,500
TOTAL	\$9,500

Year-to-Year Collection Change

The information below represents the year-to-year change within the library media center collection from the 2022-23 to 2023-24 school year. The 2022-23 data is based on a collection analysis from June 2022, while the 2023-24 is based on a collection analysis from July 2023.





Data Reflection

- Weeded many books to fit the need of our students and meet the new Florida standards
-
-
-

2022-23 Purchased and Weeded Materials

Materials
Added to the
Collection 117

Materials
Weeded from
the Collection 4,815

Category	2022-23	2023-24
 Items in the Collection	13549	9,065
 Items per Student	30	22
 Average Age of Collection	1999	2004
 Representative Titles in the Collection	33%	32%